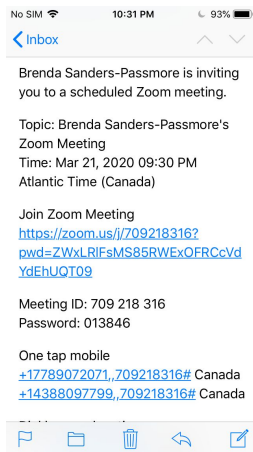



Before an online class starts, you'll receive an email with a link and password for the live class.

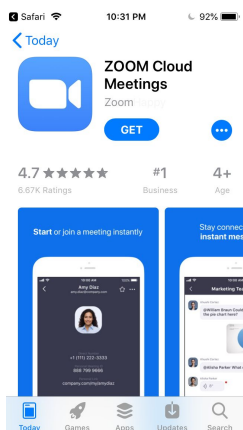
It will look like this



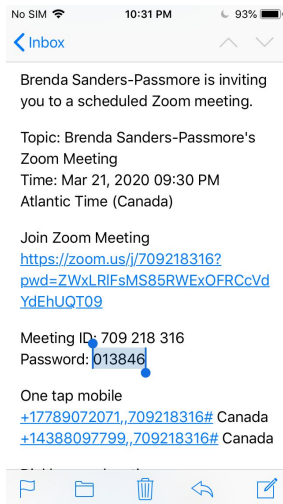
Click on the Join Zoom Meeting link and it will take you to a page that prompts you to download the Zoom App. Click on the Zoom Cloud Meetings area at the top of the page, and it will redirect you to the App Store to download.



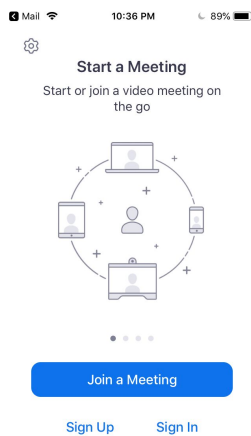
Click on Get to begin installation of the App



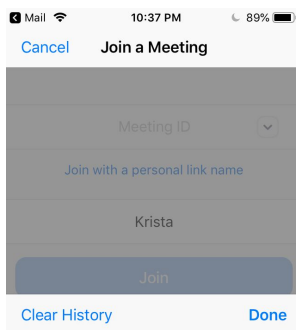
Once installed, pop back over to the email, and highlight the password to copy (or write it down) and the click the link below Join Zoom Meeting.



Click on Join a Meeting



Then tap on the Meeting ID field, and it will let you select the Meeting, then hit Join.



Brenda Sanders-Pas... 709 218 316

